

Scaled data based on original data using
LM-79-08 Approved Method: Electrical and Photometric Measurements of Solid-
State Lighting Products

Test Report Prepared for
Cooper Lighting Solutions
(formerly Eaton)

Brand: McGRAW-EDISON

Report Number: P228360

Luminaire Tested: **ISS-AF-350-LED-E1-SL4**

Issue Date: 3/3/2020

Test Information

Test Method: LM-79-08
Report Number: P228360
TEST IS SCALED FROM IESNA LM-79-08 TEST DATA (P29763)
Test Lab: INNOVATION CENTER-P2
Issue Date: 3/3/2020
Manufacturer: COOPER LIGHTING SOLUTIONS (FORMERLY EATON)
Product Line: MCGRAW-EDISON
Catalog Number: ISS-AF-350-LED-E1-SL4
Description: IMPACT ELITE LED QUATER SPHERE LUMINAIRE
LIGHT SQUARE WITH ACCULED OPTICS-TYPE IV W/SPILL CONTROL
Light Source: (16) 4000K CCT, 70 CRI LEDs
Ballast/Driver: ELECTRONIC DRIVER

Summary

Lumens per Lamp: N/A
Luminaire Lumens: 2158.4 lumens
Efficiency: N/A
Efficacy: 107.4 lumens/watt
Luminous Opening: Rectangular (W 0.5' x L: 0.5' x H: 0')
IES Classification: Type IV - Short - Non-Cutoff
BUG Rating: B0 - U0 - G1

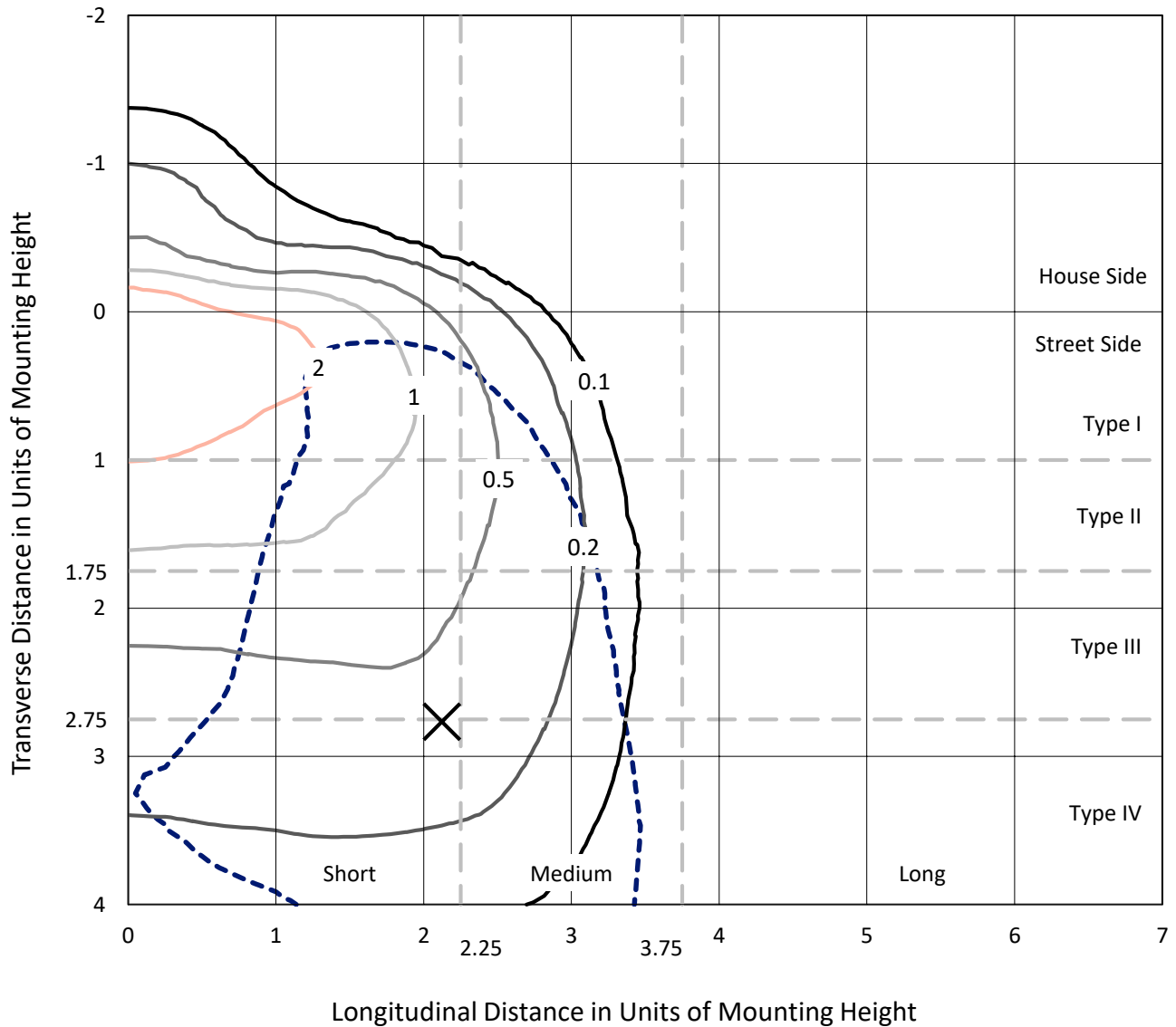
Input Watts (W): 20.09
Input Voltage (V): 120
Input Current (Ain): NR
Voltage Rise (V): NR
Power Factor: NR
Total Harmonic Distortion (THDi): NR
Frequency (hertz): 60
Stabilization Time: NR
Operation Time: NR
Ambient Temperature (°C): NR
Test Distance: 25 FT



REPORT NUMBER: P228360
 CATALOG NUMBER: ISS-AF-350-LED-E1-SL4

Iso-Footcandle Lines of Horizontal Illumination

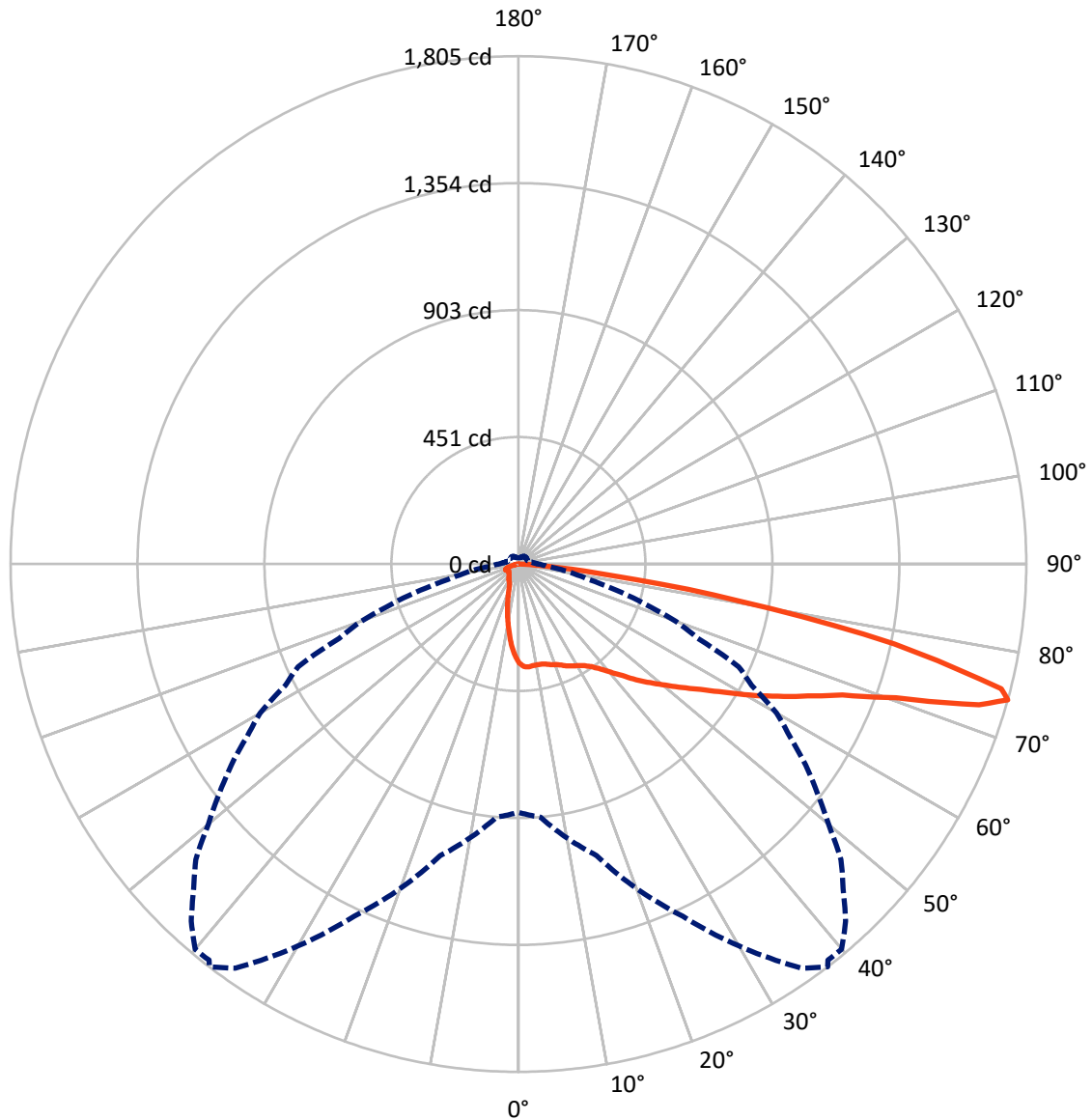
× Max cd
 - - - 1/2 Max cd



Based on 10 foot mounting height. Maximum calculated value = 3.7 fc
 Type IV - Short - Non-Cutoff

REPORT NUMBER: P228360
CATALOG NUMBER: ISS-AF-350-LED-E1-SL4

Luminous Intensity Polar Plot



— Vertical Plane Through 37.5-Deg Lateral - - - Horizontal Cone Through 74-Deg Vertical

REPORT NUMBER: P228360

CATALOG NUMBER: ISS-AF-350-LED-E1-SL4

FLUX DISTRIBUTION:

		Downward	Upward	Total
House Side	Lumens	255.9	0.0	255.9
	% Fixture	11.9	0.0	11.9
Street Side	Lumens	1902.5	0.0	1902.5
	% Fixture	88.1	0.0	88.1
Total	Lumens	2158.4	0.0	2158.4
	% Fixture	100.0	0.0	100.0

Coefficient of Utilization

ZONAL LUMENS:

Zone	Lumens	% Fixture
0°-10°	30.7	1.4
10°-20°	78.1	3.6
20°-30°	121.1	5.6
30°-40°	179.6	8.3
40°-50°	276.2	12.8
50°-60°	408.3	18.9
60°-70°	544.2	25.2
70°-80°	469.8	21.8
80°-90°	50.5	2.3
90°-100°	0.0	0.0
100°-110°	0.0	0.0
110°-120°	0.0	0.0
120°-130°	0.0	0.0
130°-140°	0.0	0.0
140°-150°	0.0	0.0
150°-160°	0.0	0.0
160°-170°	0.0	0.0
170°-180°	0.0	0.0
0°-90°	2158.4	100.0
0°-180°	2158.4	100.0



REPORT NUMBER: P228360

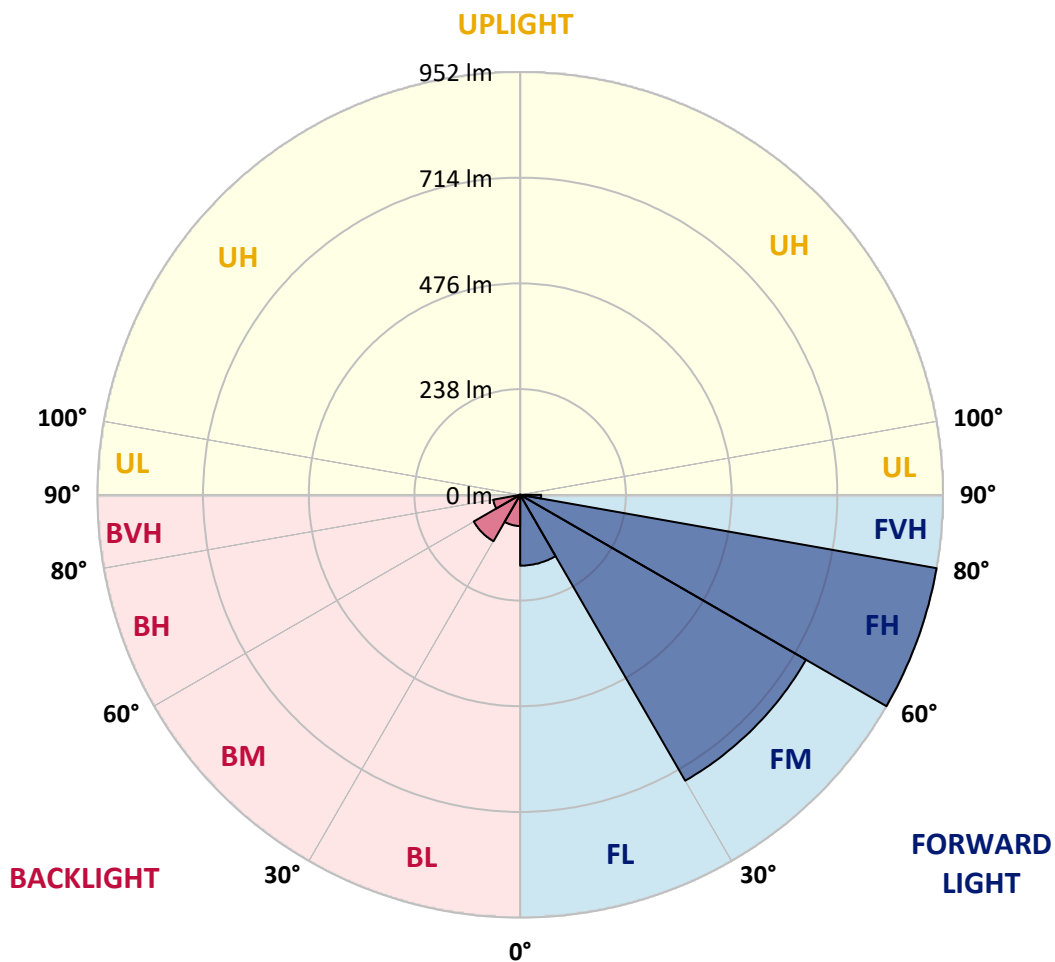
CATALOG NUMBER: ISS-AF-350-LED-E1-SL4

LUMINAIRE CLASSIFICATION SYSTEM LUMEN TABLE AND BUG RATING:

Zone	Lumens	% Fixture	Zone Rating/Lumen Limit		
			B	U	G
FL (0°-30°)	159.6	7.4			
FM (30°-60°)	743.4	34.4			
FH (60°-80°)	952.3	44.1			G1/1800
FVH (80°-90°)	47.2	2.2			G1/100
BL (0°-30°)	70.3	3.3	B0/110		
BM (30°-60°)	120.6	5.6	B0/220		
BH (60°-80°)	61.7	2.9	B0/110		G0/110
BVH (80°-90°)	3.3	0.2			G0/10
UL (90°-100°)	0.0	0.0		U0/0	
UH (100°-180°)	0.0	0.0		U0/0	

BUG Rating: B0-U0-G1

Type IV Short





REPORT NUMBER: P228360

CATALOG NUMBER: ISS-AF-350-LED-E1-SL4

CANDELA DISTRIBUTION (FULL):

	0°	5°	15°	25°	35°	37.5°	38°	40°	42.5°	45°	47.5°
0°	352.2	352.2	352.2	352.2	352.2	352.2	352.2	352.2	352.2	352.2	352.2
2.5°	372.4	371.5	370.0	369.2	367.5	365.1	367.5	364.3	362.7	364.3	361.1
5°	378.8	378.0	376.4	373.2	371.5	367.5	370.0	365.9	365.1	366.7	362.7
7.5°	379.6	378.0	375.6	371.5	370.0	365.1	366.7	361.9	360.3	361.9	359.5
10°	377.2	376.4	374.0	367.5	365.9	364.3	363.5	360.3	359.5	358.6	357.8
12.5°	373.2	373.2	371.5	369.2	368.4	365.1	365.9	362.7	363.5	361.9	360.3
15°	371.5	370.7	372.4	374.0	374.0	369.2	372.4	370.0	368.4	369.2	366.7
17.5°	370.0	370.7	376.4	379.6	381.3	376.4	381.3	376.4	373.2	377.2	373.2
20°	369.2	371.5	381.3	388.5	389.3	381.3	389.3	381.3	381.3	386.1	378.8
22.5°	373.2	377.2	390.9	399.0	400.6	390.2	399.8	389.3	389.3	393.3	386.1
25°	386.1	390.2	405.4	414.3	412.7	401.4	410.2	399.8	399.0	403.8	394.1
27.5°	403.0	408.7	423.2	431.2	425.5	410.2	423.2	407.9	407.9	415.1	402.2
30°	427.2	431.2	444.1	444.9	437.6	419.1	433.6	416.8	414.3	427.2	411.0
32.5°	453.8	457.0	466.7	461.0	450.5	431.2	448.2	428.0	427.2	440.9	422.4
35°	482.0	485.2	488.5	478.7	469.1	448.2	466.7	446.5	445.7	461.0	443.3
37.5°	511.0	511.0	511.0	499.7	493.3	473.1	490.1	473.9	472.3	488.5	471.5
40°	534.4	536.0	533.6	523.1	519.9	505.3	519.9	505.3	507.8	522.3	508.6
42.5°	553.7	555.4	556.2	547.3	550.4	542.5	553.7	543.3	544.0	560.2	552.1
45°	573.1	572.2	578.7	576.3	585.9	586.8	593.2	589.2	590.8	602.9	600.5
47.5°	593.2	589.2	596.5	606.9	624.6	630.2	634.3	636.0	642.4	648.0	653.7
50°	612.5	608.6	613.4	636.8	664.9	677.0	677.8	685.9	693.2	701.2	712.5
52.5°	632.7	629.5	634.3	667.4	712.5	729.5	727.0	740.7	751.2	760.1	778.6
55°	653.7	650.4	655.3	704.4	763.3	786.6	784.2	803.6	823.7	827.0	847.9
57.5°	673.8	669.8	683.5	748.0	823.7	859.2	847.9	877.7	897.0	895.5	924.4
60°	695.6	692.3	714.1	801.2	899.5	945.4	928.5	968.0	981.7	976.1	1003.5
62.5°	716.6	715.8	752.0	863.3	991.3	1035.7	1020.4	1055.1	1064.7	1057.4	1071.1
65°	735.9	740.7	793.1	925.3	1080.0	1130.8	1109.9	1144.5	1155.8	1150.2	1173.5
67.5°	768.1	773.8	843.8	1004.2	1189.7	1242.1	1224.3	1260.6	1277.5	1275.9	1301.7
70°	815.7	826.1	918.8	1116.3	1356.5	1423.4	1413.7	1458.0	1499.1	1496.0	1521.7
72.5°	898.7	915.6	1042.2	1290.5	1630.6	1711.9	1700.7	1725.6	1718.4	1659.5	1612.0
74°	882.6	903.6	1072.8	1381.5	1753.8	1805.4	1786.9	1787.7	1721.6	1632.1	1555.6
75°	823.7	845.5	1028.5	1370.2	1744.9	1773.2	1746.6	1713.5	1633.8	1542.7	1448.4
77.5°	565.0	593.2	756.1	1106.6	1404.8	1366.2	1359.7	1296.9	1191.2	1088.9	968.0
80°	289.4	309.5	390.9	578.7	833.4	794.7	807.6	756.9	669.0	594.8	471.5
82.5°	69.4	74.2	115.3	224.0	361.1	330.4	335.3	296.7	245.8	200.7	155.6
85°	36.3	41.1	56.5	62.1	95.1	98.3	96.0	92.7	75.8	63.6	55.6
87.5°	0.0	0.0	0.0	1.6	0.8	0.0	0.8	0.0	0.0	0.8	1.6
90°	0.0	0.0	0.0	0.0	0.0	0.0	0.0	0.0	0.0	0.0	0.0



REPORT NUMBER: P228360

CATALOG NUMBER: ISS-AF-350-LED-E1-SL4

CANDELA DISTRIBUTION (continued):

	50°	52.5°	55°	57.5°	60°	62.5°	65°	67.5°	70°	72.5°	75°
0°	352.2	352.2	352.2	352.2	352.2	352.2	352.2	352.2	352.2	352.2	352.2
2.5°	363.5	361.9	363.5	358.6	361.1	357.0	358.6	354.7	356.3	353.0	353.8
5°	365.1	361.1	363.5	359.5	360.3	357.0	356.3	354.7	353.8	351.4	349.8
7.5°	361.1	357.8	357.0	355.5	353.0	353.8	350.6	349.8	347.4	347.4	342.6
10°	357.0	357.8	353.0	354.7	350.6	351.4	345.8	347.4	343.4	346.6	339.3
12.5°	360.3	361.1	357.0	359.5	352.2	353.8	349.0	351.4	345.8	349.8	340.9
15°	367.5	366.7	365.1	365.1	357.8	361.1	355.5	357.0	351.4	356.3	346.6
17.5°	374.0	373.2	370.7	370.0	365.1	365.9	360.3	363.5	357.0	361.1	351.4
20°	381.3	377.2	376.4	375.6	370.0	370.0	365.9	367.5	361.1	365.9	354.7
22.5°	386.9	383.6	382.9	379.6	375.6	377.2	371.5	372.4	365.9	370.7	361.1
25°	395.8	391.7	391.7	386.9	384.4	383.6	380.4	382.9	376.4	379.6	370.7
27.5°	407.9	399.0	402.2	397.3	395.8	395.0	393.3	395.0	390.2	392.5	383.6
30°	419.1	407.9	412.7	406.2	409.5	406.2	408.7	406.2	406.2	406.2	402.2
32.5°	434.4	420.7	430.4	420.7	427.2	422.4	430.4	425.5	428.8	428.0	426.4
35°	456.2	440.1	453.8	440.9	452.1	445.7	457.0	454.6	461.0	457.8	461.0
37.5°	485.2	468.3	484.4	472.3	486.0	476.4	492.4	490.8	504.5	499.7	504.5
40°	521.5	509.4	521.5	512.6	527.1	523.1	540.0	540.8	556.2	553.7	559.3
42.5°	561.8	552.9	565.0	560.2	574.7	577.9	597.2	602.1	616.6	620.6	621.4
45°	605.3	603.6	613.4	618.2	632.7	642.4	659.3	671.4	687.5	696.4	694.8
47.5°	656.1	662.6	669.0	681.1	694.0	714.1	731.0	746.3	764.9	770.5	772.9
50°	713.3	724.6	730.3	747.2	760.1	785.0	808.4	827.8	847.9	845.5	847.1
52.5°	773.8	788.3	796.4	816.5	833.4	862.4	882.6	901.1	926.1	919.6	917.2
55°	840.7	862.4	868.9	891.4	905.9	935.8	953.5	985.7	996.3	989.8	976.1
57.5°	911.6	937.3	944.6	975.3	982.5	1014.8	1030.1	1051.8	1060.7	1050.3	1032.5
60°	992.2	1015.6	1021.2	1048.6	1058.2	1088.1	1099.4	1118.7	1125.1	1099.4	1074.4
62.5°	1072.8	1097.0	1100.2	1124.3	1134.0	1159.8	1172.7	1184.0	1180.8	1142.9	1111.4
65°	1164.6	1188.1	1196.1	1220.3	1225.9	1245.2	1255.8	1242.9	1235.6	1178.3	1142.9
67.5°	1310.5	1335.6	1338.7	1344.4	1343.6	1333.9	1329.1	1284.7	1252.5	1146.9	1096.2
70°	1502.4	1483.9	1447.6	1405.6	1375.1	1320.2	1288.0	1197.0	1129.2	1010.7	925.3
72.5°	1537.1	1476.6	1387.1	1315.4	1241.2	1155.0	1085.7	947.9	852.7	728.6	638.3
74°	1438.7	1340.4	1246.1	1145.3	1059.9	934.2	864.0	690.0	595.7	469.9	360.3
75°	1320.2	1204.9	1098.5	970.4	890.6	739.9	673.8	486.0	391.7	278.9	187.8
77.5°	842.3	704.4	602.9	454.6	392.5	270.8	198.2	123.4	91.0	79.8	69.4
80°	378.0	269.2	213.6	147.5	123.4	94.3	79.8	64.4	58.8	51.6	49.2
82.5°	120.9	96.7	91.9	82.2	82.2	66.1	56.5	44.3	40.3	34.7	31.4
85°	52.4	49.2	50.7	46.7	47.6	36.3	29.1	21.8	21.8	15.3	13.7
87.5°	1.6	0.0	0.8	0.0	1.6	0.0	0.8	0.0	0.8	0.0	0.8
90°	0.0	0.0	0.0	0.0	0.0	0.0	0.0	0.0	0.0	0.0	0.0



REPORT NUMBER: P228360

CATALOG NUMBER: ISS-AF-350-LED-E1-SL4

CANDELA DISTRIBUTION (continued):

	77.5°	80°	85°	90°	95°	100°	102.5°	105°	107.5°	110°	112.5°
0°	352.2	352.2	352.2	352.2	352.2	352.2	352.2	352.2	352.2	352.2	352.2
2.5°	350.6	352.2	351.4	348.2	347.4	344.9	339.3	340.1	336.9	339.3	335.3
5°	347.4	346.6	343.4	339.3	335.3	330.4	326.4	324.8	321.6	320.0	317.5
7.5°	342.6	339.3	333.7	327.2	321.6	315.2	311.9	306.3	304.6	299.0	298.2
10°	340.9	335.3	328.9	320.8	311.1	301.5	300.6	290.9	290.1	281.3	278.9
12.5°	344.1	336.9	328.9	319.2	307.9	294.2	294.2	279.7	278.9	266.8	262.8
15°	350.6	341.8	331.2	320.0	305.5	288.6	287.8	270.8	269.2	254.7	249.9
17.5°	356.3	344.1	334.5	319.2	302.3	282.9	278.9	262.0	258.7	241.8	235.4
20°	360.3	346.6	335.3	317.5	296.7	274.0	268.4	250.6	243.5	226.5	217.6
22.5°	365.1	352.2	336.9	316.8	293.4	266.8	254.7	238.6	228.1	210.3	198.2
25°	372.4	361.1	342.6	319.2	290.9	259.5	243.5	226.5	212.0	194.3	176.6
27.5°	383.6	372.4	350.6	322.4	290.1	252.3	234.6	213.6	195.9	176.6	156.4
30°	399.8	387.7	364.3	331.2	290.9	246.6	224.8	202.3	181.4	158.8	137.8
32.5°	420.7	411.0	382.1	340.9	294.2	241.8	216.0	190.2	164.4	142.7	124.1
35°	449.8	443.3	407.0	359.5	302.3	239.4	207.1	178.9	150.0	128.2	108.0
37.5°	492.4	483.5	443.3	386.1	315.2	237.7	200.7	165.2	137.8	114.5	97.5
40°	546.5	534.4	486.0	418.3	335.3	238.6	195.1	154.8	127.4	102.4	88.7
42.5°	610.9	593.2	538.4	457.8	355.5	240.2	191.8	145.1	119.3	92.7	82.2
45°	683.5	663.4	600.5	507.0	384.4	244.2	189.5	137.0	112.0	85.4	78.2
47.5°	754.4	734.3	664.1	556.2	414.3	251.4	191.0	132.2	107.2	81.4	73.3
50°	823.7	802.8	720.6	600.5	440.1	261.2	197.4	133.0	106.4	79.8	70.9
52.5°	885.0	859.2	769.0	635.2	458.6	267.6	203.2	135.4	107.2	79.0	70.1
55°	946.2	913.2	807.6	662.6	469.9	268.4	203.2	136.3	108.0	79.0	69.4
57.5°	992.2	954.3	837.4	678.6	473.9	264.3	198.2	132.2	103.2	78.2	67.7
60°	1021.2	980.9	858.4	689.2	468.3	247.5	172.5	116.8	91.0	72.5	62.9
62.5°	1045.4	1004.2	864.8	671.4	420.7	196.7	134.6	95.1	75.8	64.4	58.0
65°	1051.0	1001.9	819.7	593.2	328.9	136.3	97.5	75.0	62.1	57.2	52.4
67.5°	965.6	906.7	689.2	464.2	224.0	93.5	72.5	61.3	53.2	50.7	49.2
70°	785.0	720.6	504.5	303.8	124.9	65.3	55.6	50.7	45.9	45.9	43.5
72.5°	506.2	439.3	258.7	129.8	63.6	50.0	45.1	43.5	39.5	40.3	37.8
74°	258.7	201.5	105.6	68.5	52.4	44.3	40.3	39.5	35.5	36.3	33.9
75°	131.3	103.9	74.2	57.2	48.4	41.9	37.0	37.0	32.2	33.0	30.6
77.5°	61.3	58.8	50.7	45.1	41.1	35.5	30.6	29.9	25.0	26.6	23.3
80°	42.8	42.8	39.5	37.8	33.9	29.1	23.3	23.3	18.5	19.3	16.9
82.5°	24.1	22.6	22.6	25.8	26.6	21.8	16.9	16.2	13.7	13.7	11.3
85°	10.4	12.1	14.5	17.7	19.3	16.9	12.1	11.3	7.3	7.3	4.0
87.5°	0.0	0.8	0.8	1.6	3.3	3.3	0.0	1.6	0.0	0.8	0.0
90°	0.0	0.0	0.0	0.0	0.0	0.0	0.0	0.0	0.0	0.0	0.0



REPORT NUMBER: P228360

CATALOG NUMBER: ISS-AF-350-LED-E1-SL4

CANDELA DISTRIBUTION (continued):

	115°	117.5°	120°	122.5°	125°	127.5°	130°	135°	145°	155°	165°
0°	352.2	352.2	352.2	352.2	352.2	352.2	352.2	352.2	352.2	352.2	352.2
2.5°	336.9	332.9	335.3	331.2	332.9	328.9	330.4	328.1	325.6	322.4	321.6
5°	315.2	311.9	311.1	307.1	307.9	304.6	301.5	297.4	292.6	286.1	283.7
7.5°	290.9	290.1	284.5	282.1	278.9	275.7	270.1	263.5	253.9	245.0	239.4
10°	270.1	267.6	259.5	255.5	250.6	246.6	238.6	229.8	216.0	202.3	195.1
12.5°	252.3	249.1	238.6	233.7	226.5	221.7	212.0	200.7	181.4	162.0	153.1
15°	237.7	232.9	220.9	213.6	203.9	199.1	188.6	172.5	149.1	129.0	116.8
17.5°	220.9	214.4	201.5	192.6	183.0	174.1	163.6	146.7	120.1	101.6	89.5
20°	202.3	194.3	180.6	168.5	157.9	150.0	139.4	122.5	96.0	81.4	75.0
22.5°	183.0	170.0	157.9	147.5	135.4	127.4	116.8	101.6	81.4	73.3	70.9
25°	162.9	148.3	136.3	125.7	114.5	107.2	98.3	86.2	74.2	71.7	71.7
27.5°	142.7	128.2	116.8	106.4	96.7	91.9	83.8	75.8	70.1	70.9	71.7
30°	124.1	109.7	99.1	91.0	82.2	79.0	72.5	67.7	66.9	69.4	70.1
32.5°	108.0	95.1	85.4	79.0	71.7	70.1	64.4	62.1	64.4	67.7	66.9
35°	94.3	83.8	74.2	70.1	63.6	62.9	58.8	57.2	60.5	64.4	64.4
37.5°	83.8	74.2	66.9	63.6	58.8	58.0	54.8	53.2	55.6	61.3	62.9
40°	75.0	69.4	62.1	58.8	55.6	54.0	52.4	50.7	51.6	58.8	59.6
42.5°	69.4	65.3	58.8	57.2	53.2	52.4	50.0	48.4	49.2	54.8	57.2
45°	65.3	62.1	56.5	55.6	51.6	50.7	48.4	46.7	47.6	52.4	54.8
47.5°	62.1	58.8	54.0	52.4	50.0	49.2	47.6	45.9	45.9	50.7	53.2
50°	60.5	57.2	52.4	50.7	48.4	47.6	45.9	44.3	45.1	49.2	50.7
52.5°	59.6	55.6	51.6	49.2	47.6	45.9	44.3	42.8	43.5	47.6	49.2
55°	59.6	54.8	51.6	49.2	46.7	44.3	43.5	41.1	42.8	45.9	48.4
57.5°	59.6	54.8	51.6	49.2	47.6	45.1	43.5	41.9	42.8	45.9	48.4
60°	58.0	54.0	52.4	50.0	49.2	46.7	45.9	44.3	44.3	48.4	52.4
62.5°	55.6	53.2	52.4	50.7	50.7	49.2	49.2	47.6	47.6	52.4	56.5
65°	52.4	50.7	51.6	50.7	50.7	50.7	50.0	50.0	50.0	54.0	58.8
67.5°	49.2	48.4	49.2	49.2	50.0	49.2	50.0	49.2	49.2	53.2	58.0
70°	44.3	44.3	45.1	44.3	45.1	45.1	45.9	45.9	45.9	48.4	53.2
72.5°	38.7	37.8	38.7	37.8	39.5	37.8	39.5	40.3	39.5	40.3	42.8
74°	34.7	33.9	34.7	33.9	35.5	33.9	34.7	34.7	33.9	27.4	23.3
75°	31.4	30.6	31.4	30.6	32.2	30.6	32.2	31.4	29.9	20.2	19.3
77.5°	25.0	22.6	25.0	22.6	24.1	21.8	23.3	20.2	15.3	14.5	14.5
80°	18.5	16.2	17.7	15.3	14.5	11.3	12.1	11.3	10.4	11.3	11.3
82.5°	11.3	8.1	9.7	7.3	8.9	6.4	8.1	7.3	6.4	6.4	6.4
85°	5.6	4.0	5.6	3.3	4.8	3.3	4.0	4.0	2.5	2.5	2.5
87.5°	0.8	0.0	1.6	0.0	1.6	0.0	0.8	0.8	0.0	0.0	0.0
90°	0.0	0.0	0.0	0.0	0.0	0.0	0.0	0.0	0.0	0.0	0.0



REPORT NUMBER: P228360

CATALOG NUMBER: ISS-AF-350-LED-E1-SL4

CANDELA DISTRIBUTION (continued):

	175°	180°
0°	352.2	352.2
2.5°	319.2	320.0
5°	279.7	282.1
7.5°	236.2	237.7
10°	190.2	191.8
12.5°	146.7	148.3
15°	110.4	108.8
17.5°	84.6	83.1
20°	71.7	71.7
22.5°	70.1	69.4
25°	70.9	70.1
27.5°	70.9	70.1
30°	69.4	68.5
32.5°	66.9	66.1
35°	64.4	64.4
37.5°	62.9	63.6
40°	60.5	61.3
42.5°	58.0	58.8
45°	55.6	56.5
47.5°	53.2	53.2
50°	50.0	50.0
52.5°	49.2	49.2
55°	49.2	49.2
57.5°	50.7	50.7
60°	55.6	56.5
62.5°	65.3	66.1
65°	75.0	76.6
67.5°	75.8	78.2
70°	73.3	75.8
72.5°	50.7	50.7
74°	22.6	21.8
75°	19.3	18.5
77.5°	14.5	14.5
80°	10.4	9.7
82.5°	5.6	5.6
85°	1.6	1.6
87.5°	0.0	0.0
90°	0.0	0.0

(END OF REPORT)